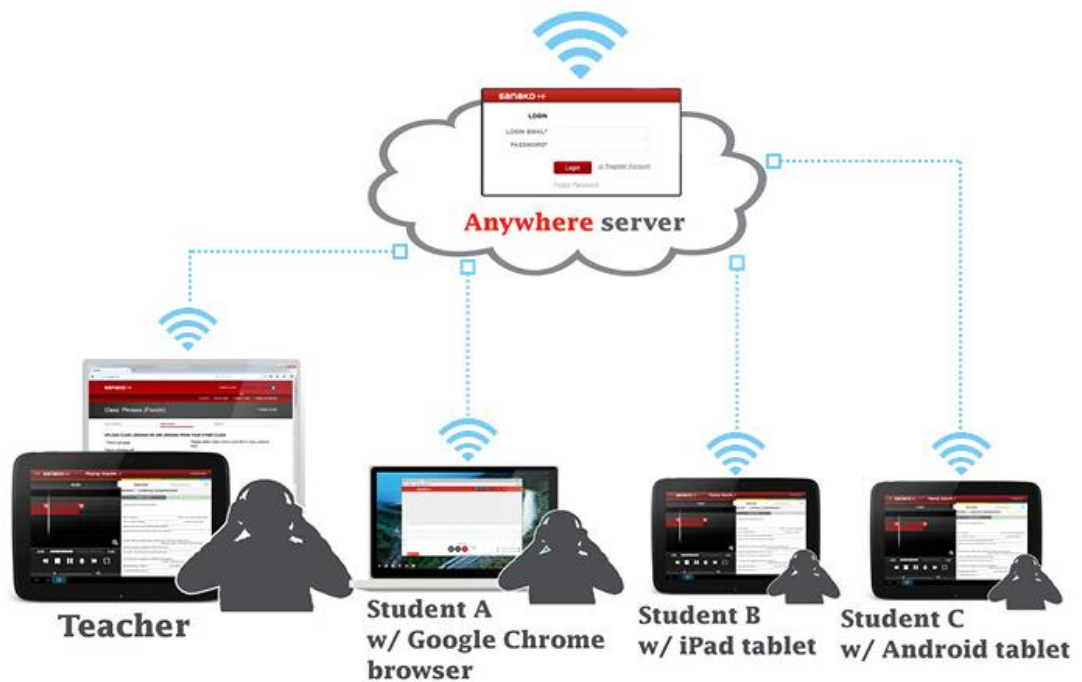


## Sanako Handbook

# Sanako Anywhere

With increased access to tablets and laptops, learning can take place outside the physical walls of a classroom. With an online cloud-based classroom, learning materials and lessons can be accessed anywhere, anytime.

Sanako web based server, [mobile.sanako.com](http://mobile.sanako.com), hosts the school site, where teachers create the classes to deliver online lessons. Students can access and work on them with a laptop, tablet or other compatible mobile device. People are constantly connected thanks to the popularity of mobile devices.



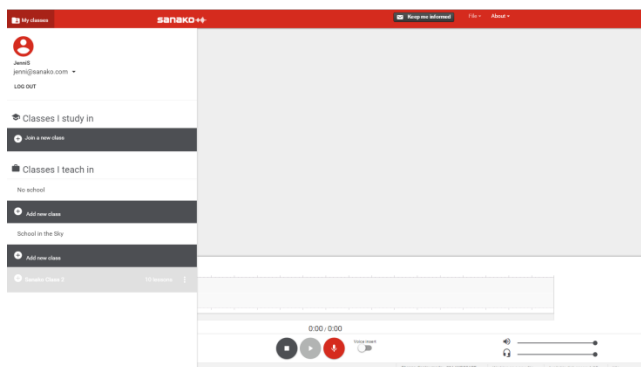
*Language learning is now possible anytime, anywhere: Teacher can assign lesson files to student to work with on multiple platforms, such as tablets, Windows OS, and Chromebooks etc. Students can connect to and work with the course materials wherever they are.*

All files are stored on the **Sanako Anywhere web server**.

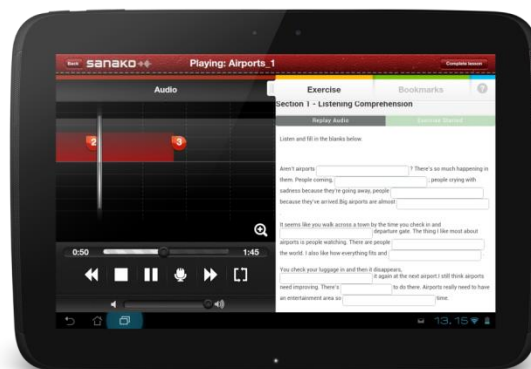
**Sanako Anywhere Teachers** manage classes and assign lessons to students. Teachers can create lessons with the Web Recorder and directly upload them onto the Sanako Anywhere Web Server under their own classes. They can also review student work and give feedback. Teachers can add voice comments or commentary to the recordings for qualitative feedback.

**Sanako Anywhere Student** provides language lab recording functionality for students using Android or iPad tablets or the Sanako Web Recorder. Students access the classes and lessons and do exercises. They can listen to audio and then record their voice for immediate comparison. All recordings are saved online.

Sanako Web Recorder and Solo for Android and iPad are free apps used to access the subscription based service. You can explore the solution with sample exercises. Subscription is needed for uploading lessons, student recordings and teacher comments.



*Sanako Web Recorder in the Chrome browser*



*Sanako Solo for Android and iPad for Tablets*

## How it works?

- School wants to buy access to Sanako Anywhere
- Sanako sets up the school site to the server
- School gives teachers the registration codes. For account creation go to:
  - Sanako.mobile.com or
  - Recorder.sanako.com
- Teacher creates Class
- Teacher creates and uploads lessons with Web Recorder or uploads other lesson files
- Teacher gives students the Class activation code
- Students download appropriate app or go to recorder.sanako.com and create account
- Students use either Web Recorder or Sanako Solo for iPad or Android to complete work
- Teachers use either Web Recorder or Sanako Solo for iPad or Android to check student work

## The roles and tools of Sanako Anywhere

### Administrators – manage school information and teacher accounts

- **Mobile.sanako.com** – manage school site

### Teachers – manage classes and assign lessons to students, as well as review student work and give feedback to students

- **Mobile.sanako.com** – Create classes and upload lessons
- **Sanako Solo App** for Android or iPad – review student work and give feedback
- **Recorder.sanako.com** – Create classes, create lessons, upload lessons, review student work and give feedback

**Students – access the classes and lessons assigned to them and complete exercises**

- **Sanako Web Recorder** – Access the class and work with lessons
- **Sanako Solo App** for Android or iPad – Access the class and work with lessons

## Sample exercises

You can explore the Solo App and Web Recorder with **sample exercises when logged in as a student**. To access sample exercises, log into the Solo or Web Recorder as a student and join a new class with the class activation code **111111**.

## Availability

Web Recorder is available at <https://recorder.sanako.com>

Solo App is available for **Android** tablets in the **Google Play** store and for **iPad** tablets in the Apple **App Store**.

## Order and delivery

**Product code:**

<b>8000200_50</b>	<b>Sanako Anywhere, site SW license, 50 users - 1 year subscription</b>
<b>8000200_150</b>	<b>Sanako Anywhere, site SW license, 150 users - 1 year subscription</b>
<b>8000200_500</b>	<b>Sanako Anywhere, site SW license, 500 users - 1 year subscription</b>
<b>8000200_750</b>	<b>Sanako Anywhere, site SW license, 750 users - 1 year subscription</b>
<b>8000200_1000</b>	<b>Sanako Anywhere, site SW license, 1000 users - 1 year subscription</b>

Sanako Anywhere can be purchased as an **annual subscription** and must be ordered for the appropriate total amount of Sanako Anywhere users. Since the frontend software (apps and web recorder) is free, what the customers are actually paying for is the use of the Web server to manage lessons and share files.

After receiving an order, **Sanako will create an account for the school on the Sanako Web server**.

Customer will receive an email with login information to their school account on the Sanako Web Server. A School administrator can then login and create teacher accounts for all teachers.

## Selling points

- Can be used to learn any language
- All common media file formats are supported
- Enables anytime, anywhere learning using your existing materials
- Supports learning from beginner through to advanced levels
- Together with Sanako content provides perfect combination of flexible delivery method and high-quality learning material
- Provides integrated tools for creation of custom content

## Benefits

- Perform language learning activities in classroom, at home, or on the move



- Versatility allows students to plan their own work schedule
- Easy evaluation of student work as teachers can listen to student recordings on their own tablet
- Provide useful and detailed feedback by adding commentary to student recordings
- Create a lesson, assign it to students and review student work, all within a single application
- Ensure that student work does not get lost as completed exercises are automatically saved to a server